

A.R.I. D-060



Industry

Full-bore, Combination Air Valve

Description

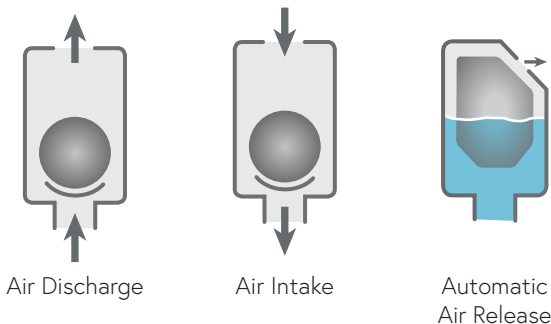
A.R.I. D-060 Series, is a full-bore Combination Air Valve. Installed on liquid transmission systems, the Air Valve is designed to improve hydraulic operation by protecting the pipeline, increasing pipeline efficiency, and reducing energy requirements. The Air Valve provides high-capacity air release and intake.

Applicable for: Desalination & Seawater, Mines, Marine - Ballast Water, Oil & Gas, Food Industry, Power Plant Cooling, CBM, Hydro / Thermal Power.


Installation

- Pump stations: downstream of the pump and the check valve
- Downstream and upstream of shut-off valves
- Downstream of deep-well pumps
- On long constant-sloped pipeline segments
- At peaks along the pipeline and at peaks relative to hydraulic gradient
- Municipal and industrial water conveyance systems

Operation



Features and Benefits

Flow cross sections	Equal to or greater than nominal port area
	Maximum flow
Simple product design	Easy to install and maintain
	No need to disconnect the valve from the main line for maintenance
	Reduces downtime
Aerodynamic design	High-capacity air discharge, no premature closure
	Reduces water hammer impact
	Saves energy and increases system efficiency
Unique orifice seat / seal design	Long-term maintenance-free operation
Screen protected outlet	Prevents intrusion of insects and debris
Construction materials	Non-corrosive and durable
Automatic Air Release Valve rolling seal	Leak-free sealing over a wide range of pressure differentials
Automatic Air Release Valve orifice	High flow air release, lessens obstruction by debris
 ATEX certified air valves	Certification is conditional upon the customer connecting the designated part on the product to a dedicated ground connection point

Technical Specifications

Size range	1" - 10" 2" - 8" (D-065 only)
Sealing pressure range	A.R.I. D-060L 0.05 - 16 bar (PN16) A.R.I. D-060 0.2 - 16 bar (PN16) A.R.I. D-062 0.2 - 25 bar (PN25) A.R.I. D-065 0.2 - 40 bar (PN40)
Testing pressure	1.5 times maximum working pressure
Temperature	Maximum working temperature: 60° C. Maximum intermittent temperature: 90° C.
Valve coating	Fusion bonded epoxy coating in compliance with standard DIN 30677-2

Upon ordering, please specify: model, size, working pressure, thread/flange standard and type of liquid

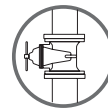
Valve Selection Options

Models	A.R.I. D-060 A.R.I. D-060 L A.R.I. D-062 A.R.I. D-065
Valve connection	Threaded male BSPT/NPT (1"-2") Flanged ends to meet various requested standard (2"-10")
Standard materials	Cast ductile iron body
Optional add-on components	One-way out attachment, allows for air discharge only, prevents air intake One-way in attachment, allows air intake only, not allowing air discharge
Pressure rating	PN16 A.R.I. D-060 A.R.I. D-060 L PN25 A.R.I. D-062 PN40 A.R.I. D-065
Additional product configurations	SB Underground Air Valve System



The valve installed under the air valve must be fully open to prevent damage or malfunction and ensure performance within the specifications of the air valve.

For complete installation instructions, please refer to the IOM document.



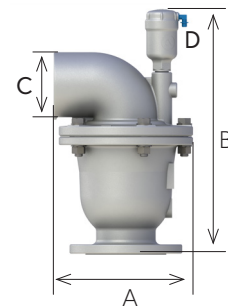
Dimensions and Weight

Model	Size	Dimensions (mm)		Connections		Weight (kg)	Orifice Area (mm ²)	
		max. A	B	C	D		A / V	Auto.
D-060 / D-062								
Horizontal Outlet	1" (25mm) TRH	152	291	1½" Female	1/8" Female	5.3	507	12
	2" (50mm) TRH	190	388	2" Female	1/8" Female	11	1960	12
	2" (50mm) FL	190	375	2" Female	1/8" Female	13.4	1960	12
	3" (80mm) FL	230	431	3" Female	1/8" Female	21	5030	12
	4" (100mm) FL	272	488	4" Female	1/8" Female	31	7850	12
	6" (150mm) FL	437	720	6" Female	1/8" Female	91	17662	12
Screen Cover	2" (50mm) TRH	210	357		1/8" Female	10	1960	12
	2" (50mm) FL	210	325		1/8" Female	12	1960	12
	3" (80mm) FL	243	393		1/8" Female	19	5030	12
	4" (100mm) FL	280	438		1/8" Female	25	7850	12
	6" (150mm) FL	375	596		1/8" Female	75	17662	12
	8" (200mm) FL	463	638		1/8" Female	110	31400	12
	10" (250mm) FL	586	788		1/8" Female	140	49087	12
D-065								
Horizontal Outlet	1" (25mm) TRH	197	455	1½" Female	1/2" BSP Female	9	507	15
	2" (50mm) TRH	218	531	2" Female	1/2" BSP Female	15	1960	15
	2" (50mm) FL	218	518	2" Female	1/2" BSP Female	17	1960	15
	3" (80mm) FL	256	575	3" Female	1/2" BSP Female	24	5030	15
	4" (100mm) FL	292	631	4" Female	1/2" BSP Female	35	7850	15
	6" (150mm) FL	471	820	6" Female	1/2" BSP Female	94	17662	15
Screen Cover	2" (50mm) TRH	246	500		1/2" BSP Female	13.5	1960	15
	2" (50mm) FL	246	487		1/2" BSP Female	15.5	1960	15
	3" (80mm) FL	280	536		1/2" BSP Female	22	5030	15
	4" (100mm) FL	317	580		1/2" BSP Female	30	7850	15
	6" (150mm) FL	382	775		1/2" BSP Female	32	17662	15
	8" (200mm) FL	472	813		1/2" BSP Female	110	31400	15

FL - Flanged THR - Threaded

NOTE

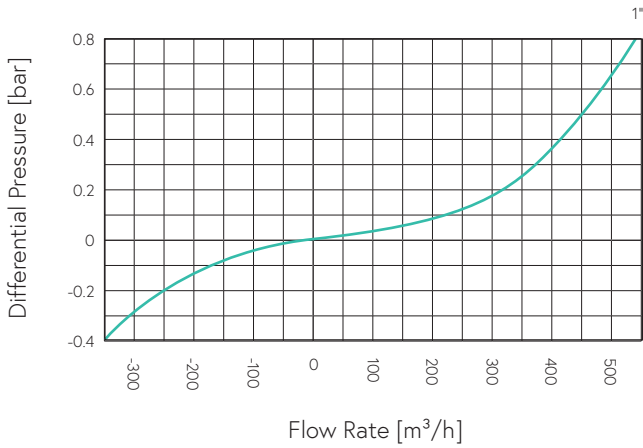
Dimension A in the picture and in the table shows the maximum product width. This width can be reduced by changing the cover direction. All product weights are approximate, due to the differences in flange standards, materials and variable accessories.



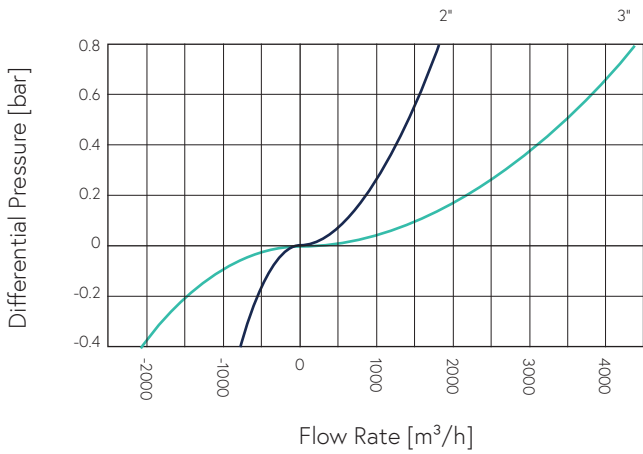
Flow Charts

Horizontal Outlet Models

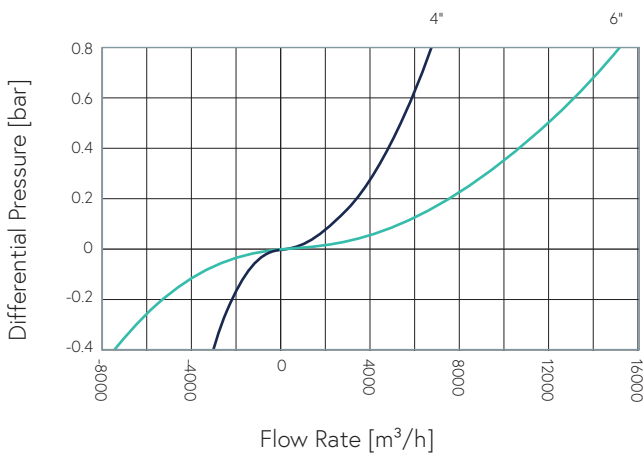
Air & Vacuum Flow Rate



Air & Vacuum Flow Rate

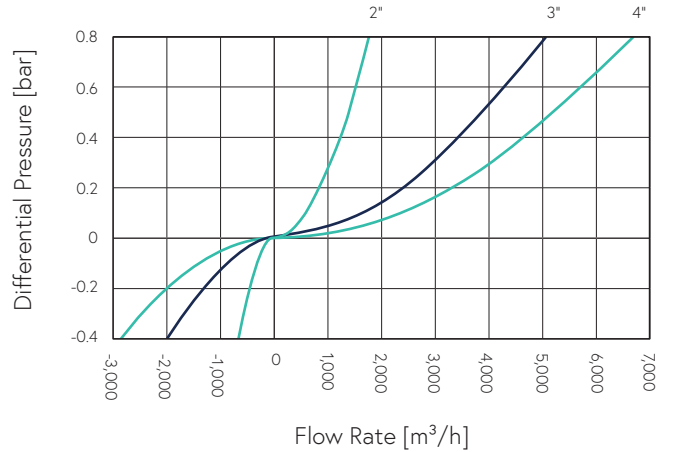


Air & Vacuum Flow Rate

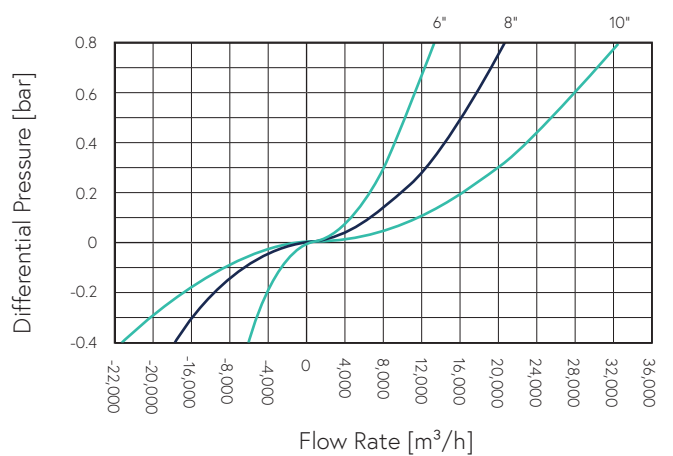


Screen Cover Models

Air & Vacuum Flow Rate

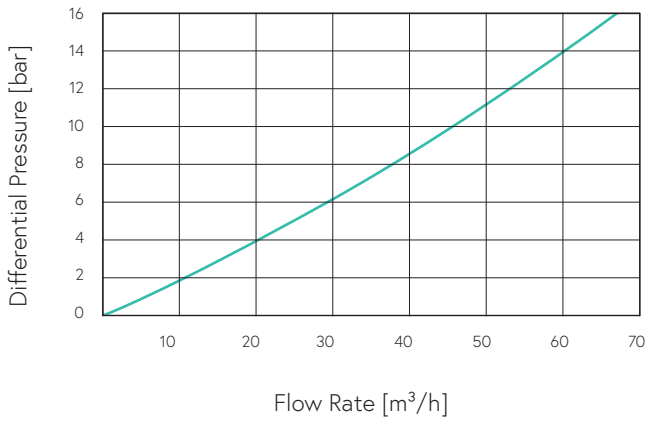


Air & Vacuum Flow Rate

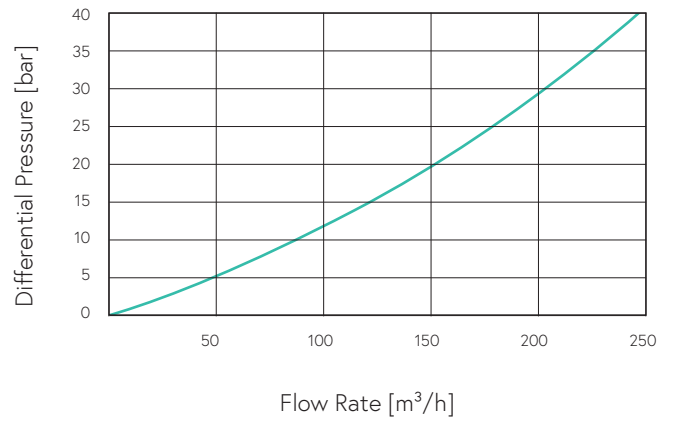


Flow Charts

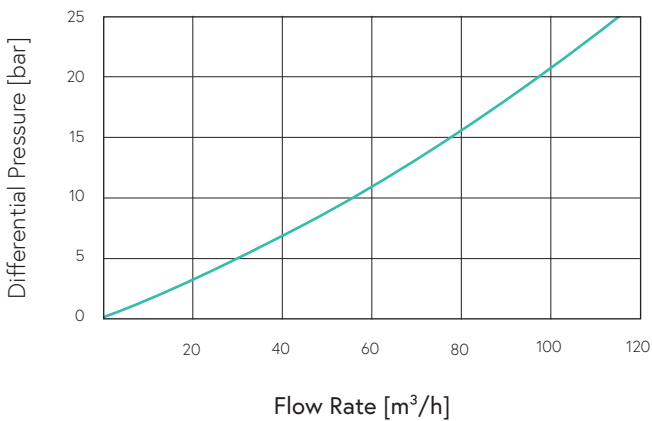
PN16 Automatic Air Release Flow Rate



PN40 Automatic Air Release Flow Rate




PN25 Automatic Air Release Flow Rate



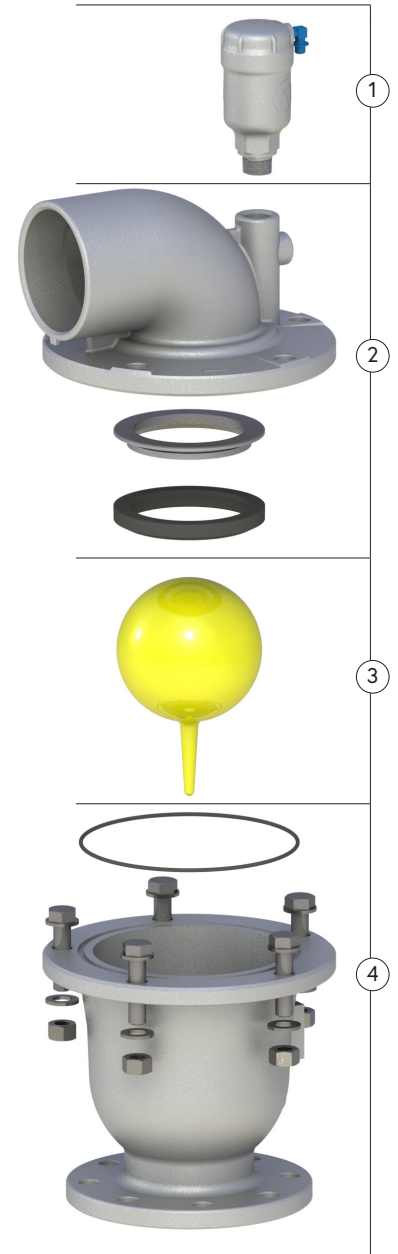
Parts List and Specifications | 1" Horizontal Outlet Models

No.	Part	Material
1	Automatic Assembly Options:	
	A.R.I. S-050	Stainless Steel 316 / Super Duplex / Polypropylene, EPDM
	A.R.I. S-050 L	Stainless Steel 316 / Super Duplex / Polypropylene, EPDM
	A.R.I. S-050 C	Stainless Steel 316 / Super Duplex / Polypropylene, EPDM
	A.R.I. S-052	Stainless Steel 316 / Super Duplex / Polypropylene, EPDM
	A.R.I. S-015	Ductile Iron, Reinforced Nylon, Polypropylene, Stainless Steel 316, EPDM
2	Cover Assembly	
2a	Cover	Stainless Steel 316 / Super Duplex
2b	Orifice Seat	Stainless Steel 316 / Super Duplex
2c	Orifice Seal	EPDM / VITON
3	Float	Polycarbonate / Stainless Steel 316 / Super Duplex
4	Body Assembly	
4a	O-Ring	EPDM / VITON
4b	Bolts, Nuts & Washers	Steel/Stainless Steel 316
4c	Body	Stainless Steel 316 / Super Duplex



Parts List and Specifications | 2"-6" Horizontal Outlet Models

No.	Part	Material
1	Automatic Assembly Options:	
	A.R.I. S-050	Stainless Steel 316 / Super Duplex / Polypropylene, EPDM
	A.R.I. S-050 L	Stainless Steel 316 / Super Duplex / Polypropylene, EPDM
	A.R.I. S-052	Stainless Steel 316 / Super Duplex / Polypropylene, EPDM
	A.R.I. S-015	Stainless Steel 316 / Super Duplex / Polypropylene, EPDM
2	Cover Assembly	
2a	Cover	Stainless Steel 316 / Super Duplex
2b	Orifice Seat	Stainless Steel 316 / Super Duplex
2c	Orifice Seal	EPDM / VITON
3	Float	Polycarbonate / Stainless Steel 316 / Super Duplex
4	Body Assembly	
4a	O-Ring	EPDM / VITON
4b	Bolts, Nuts & Washers	Steel/Stainless Steel 316
4c	Body	Stainless Steel 316 / Super Duplex



Parts List and Specifications | 2"-10" Screen Cover Models

No.	Part	Material
1	Automatic Assembly Options:	
	A.R.I. S-050	Stainless Steel 316 / Super Duplex / Polypropylene, EPDM
	A.R.I. S-050 L	Stainless Steel 316 / Super Duplex / Polypropylene, EPDM
	A.R.I. S-052	Stainless Steel 316 / Super Duplex / Polypropylene, EPDM
	A.R.I. S-015	Stainless Steel 316 / Super Duplex / Polypropylene, EPDM
2	Cover Assembly	
2a	Screen Cover	Polypropylene/Stainless Steel 316
2b	Screen	Stainless Steel 316
2c	Bolts, Nuts & Washers	Stainless Steel 316
2d	Cover	Stainless Steel 316 / Super Duplex
2e	Orifice Seat	Stainless Steel 316 / Super Duplex
2f	Orifice Seal	EPDM / VITON
3	Float	Polycarbonate / Stainless Steel 316 / Super Duplex
4	Body Assembly	
4a	O-Ring	EPDM / VITON
4b	Bolts, Nuts & Washers	Steel/Stainless Steel 316
4c	Body	Stainless Steel 316 / Super Duplex

