

D-050-CD COMBINATION AIR VALVE.

PAT. PEND

Reliable operation reduces water hammer incidents.

Dynamic design allows high velocity air discharge, up to 0.8 bar differential pressure; Preventing premature closing.

The body is made of metal casting, and all operating parts are made of specially selected corrosion resistant materials.

Lightweight, small dimensions, simple and reliable structure.

Vandalism protect by a metal casting body.

Special nozzle design: combination of bronze and E.P.D.M rubber, assures long-term maintenance free operation.

The drainage outlets enables removal of excess fluids.

Standard metal body - baked polyester coating.



Automatic component

A.R.I patent, rolling seal mechanism:

- Dramatically reduces the possibility of obstruction by debris.
- Discharges high air flow rates up to 160 m³/h.
- Self cleaning mechanism.
- One size orifice for a wide pressure range (up to 21 bar).

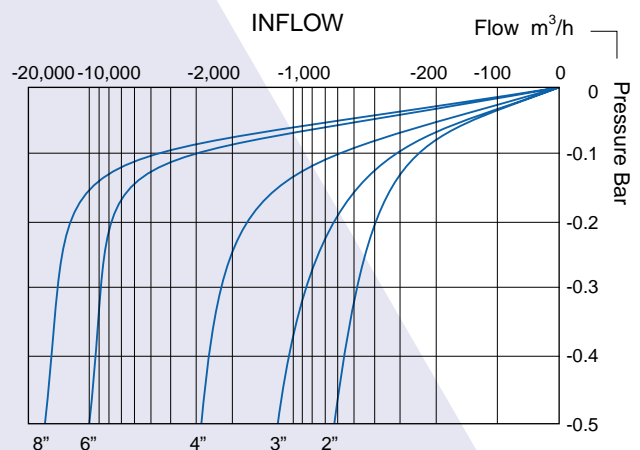
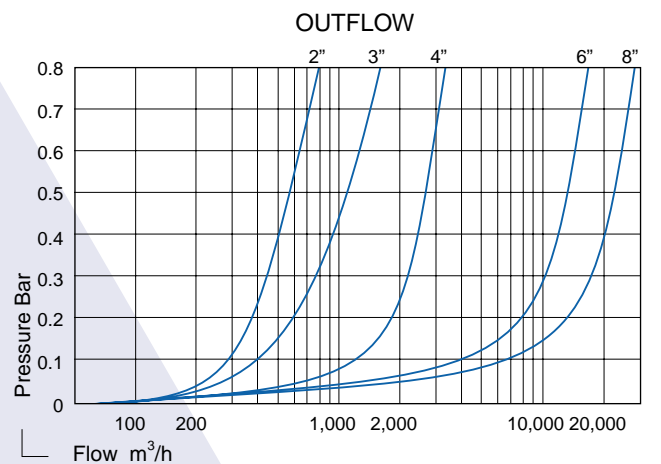
Threads are available in BSPT/NPT.

Flanges are available in BS/ISO/ANSI standards.

Working pressure range: D-050-CD: 0.2-21 bar.

Available in 2" (50mm) - 8" (200mm)

KINETIC AIR DISCHARGE CHART



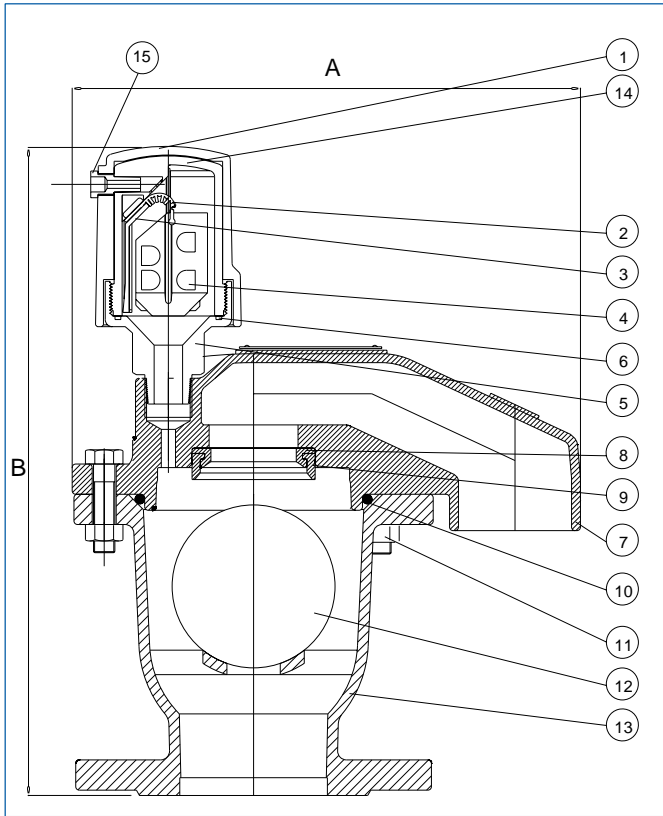
ECD050CD2000



A.R.I. Flow Control Accessories

Kfar Charuv, 12932 Israel Tel. 972-6-6761988 Fax. 972-6-6763402

<http://arivalves.com>



PARTS LIST AND SPECIFICATION

No. Part	Material		
1. Body	PN21	Sphero Nodular	ASTM-536 60-40-18
2. Rolling Seal		Rubber	E.P.D.M
3. Clamping Stem		Reinforced	Nylon
4. Float		Foamed	Polypropylene
5. Base		Brass	ASTM B-124
6. O-Ring		Buna-N	
7. Cover	PN21	Cast iron	ASTM A-48 CL-35B
8. Nozzle Seat		Bronze	ASTM B-62 B-271 C83600
9. Nozzle Seal		Rubber	E.P.D.M
10. O-Ring		Buna-N	
11. Bolt and Nut		Galvanized Steel, Chromate Plated	
12. Float	2"-4"	Polycarbonate	
	6"-8"	Stainless Steel	304L
13. Body	PN21	Cast iron	ASTM A-48 CL-35B
14. Sleeve		Reinforced	Nylon
15. Threaded Outlet		Brass	
■ Basket	in 2"	Polypropylene	
■ Protective Cover	in 6"/8"	Sphero Nodular	ASTM-536 60-40-18

DIMENSIONS AND WEIGHTS

Nominal Size	Dimensions mm	Weight	Orifice Area:	Drainage outlet mm	
				Internal	External
	A	B	Kin. Valve mm ²		
50mm 2" Threaded	173	340	10.0	794	1.5" BSP not
50mm 2" Flanged	173	346	13.0	794	threaded applicable
80mm 3"	286	368	19.3	1809	63.5 74.6
100mm 4"	342	393	27.4	3317	80.0 96.0
150mm 6"	553	557	79.0	17662	124.0 140.0
200mm 8"	553	564	87.0	17662	124.0 140.0

* Automatic Valve Orifice Area: 12mm².

AUTOMATIC AIR DISCHARGE CHART

